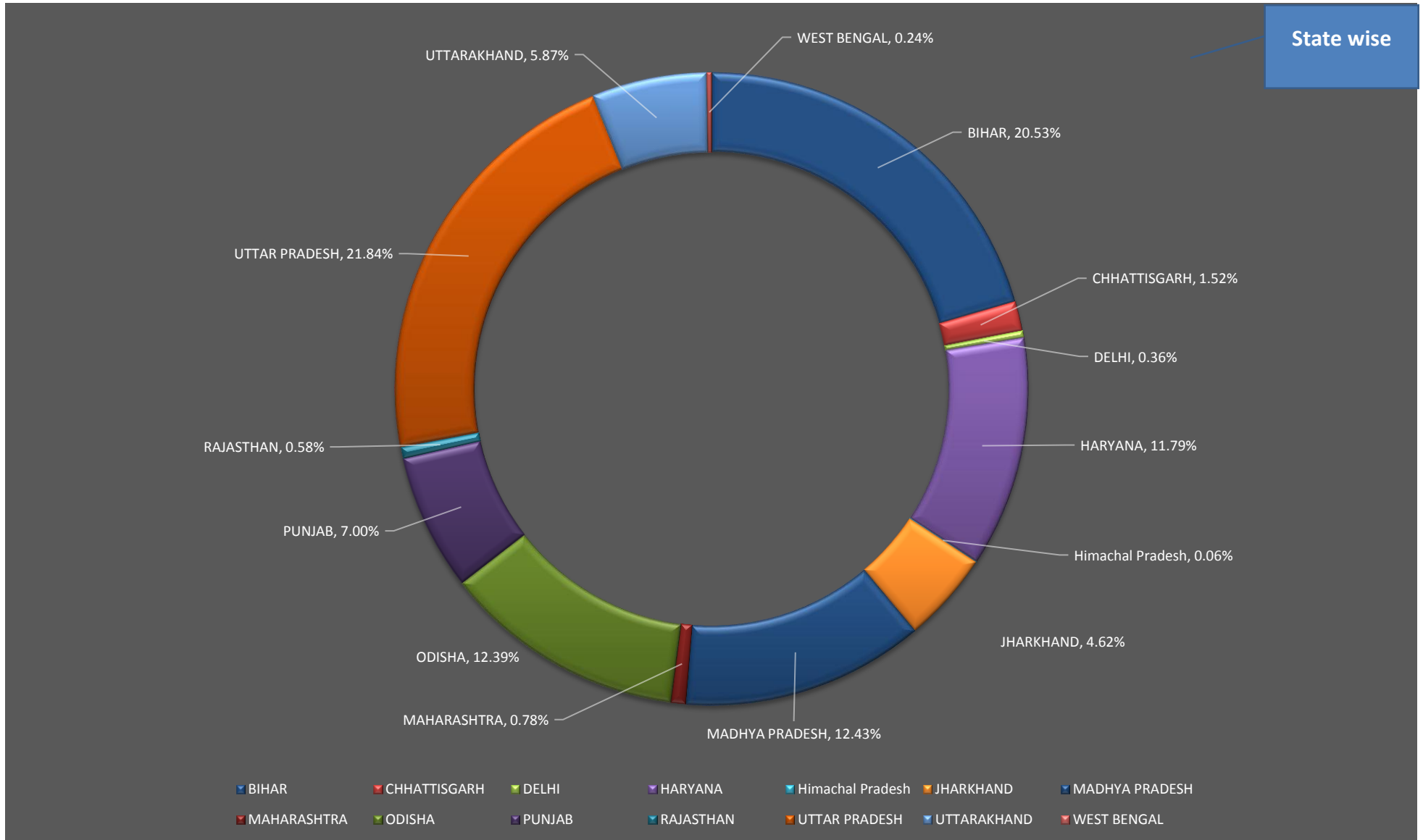


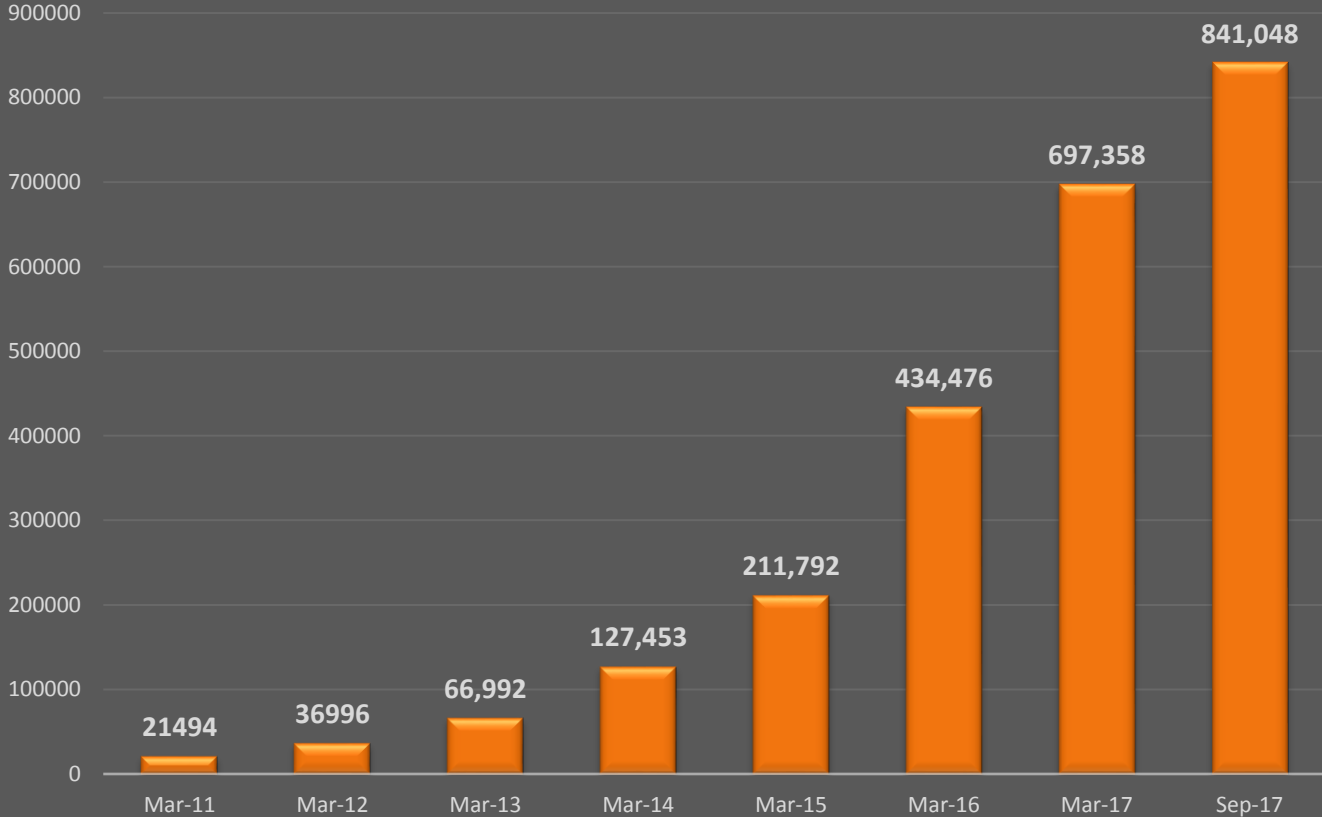

## Fusion at a glance:

Sr. No.	Particulars	Mar-11	Mar-12	Mar-13	Mar-14	Mar-15	Mar-16	Mar-17	Sept-17
1	Total no of States with	4	4	4	4	5	9	12	14
2	Total no of Branches	13	21	22	42	62	150	249	316
3	Total no of Active Loan ('000)	21	37	67	127	212	434	682	841
4	Cumulative Loan Disbursed (Cr)	25	76	142	311	619	1221	2051	2708
5	Gross Loan Portfolio (including managed), Cr	12	37	57	138	279	591	771	1033
6	Managed Portfolio (Cr)	1	15	15	67	41	90	20	8
7	Total Debt Outstanding (Cr)	8	19	39	94	254	463	938	966
8	No of Employees	96	123	172	341	647	1399	2191	2855
9	No of RO	51	66	92	203	356	854	1387	1798

## Client Distribution:



# Active Client



Rural Vs Urban

## Portfolio outstanding (Cr.)

